BFA COUNTERBALANCE BSPP

DOUBLE COUNTERBALANCE VALVES FOR OPEN CENTER - FLANGED VERSION

BFA counterbalance valves (Gas thread) are used to keep a load locked, the built-in relief valve protects the system from overpressure in the cylinder by draining the oil.

HYDRAULIC CIRCUIT

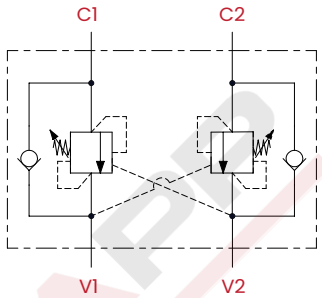

PERFORMANCES

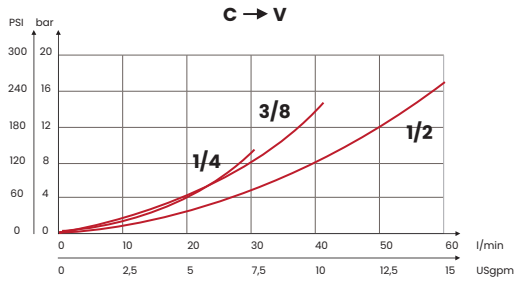

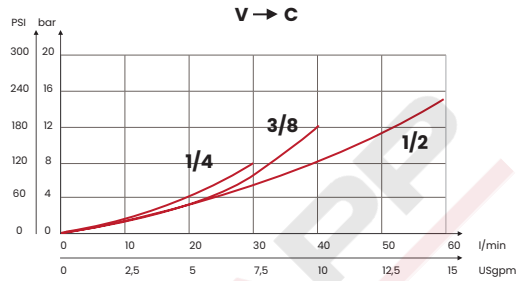

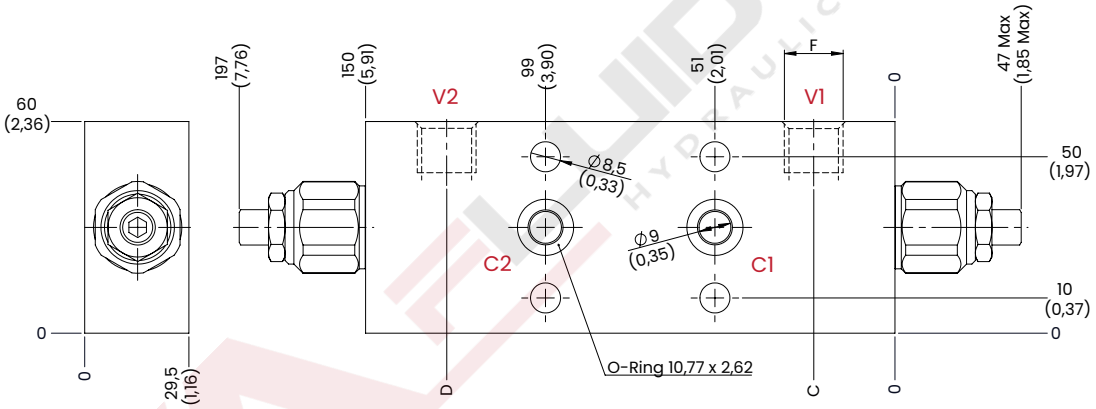

TAMPER PROOF CAP M10



CODE
62200021

TECHNICAL CHARACTERISTICS

mm [Inches]

F	C	D
1/4 BSPP	23 [0,91]	127 [5]
3/8 BSPP		
1/2 BSPP	21 [0,83]	129 [5,07]
Steel body (on request aluminium body)		

ORDERING CODE

CODE	TYPE	F ports	MAX FLOW l/min [USgpm]	MAX PRESSURE bar [PSI]	STANDARD SETTING bar [PSI]	RANGE SPRING bar [PSI]	INCREASE TO TURN bar [PSI]	PILOT RATIO	WEIGHT kg [lb]
FA2023	BFA1B21	1/4 BSPP	30 [7,9]	350 [5075]	210 [3045]	30/210 [435/3045]	80 [1160]	1:4,25 On request 1:8,1	2,05 [4,52]
FA2024	BFA1B35				350 [5075]	60/350 [870/5075]	135 [1960]		
FA2025	BFA2B21	3/8 BSPP	40 [10,6]		210 [3045]	30/210 [435/3045]	80 [1160]		2 [4,41]
FA2026	BFA2B35				350 [5075]	60/350 [870/5075]	135 [1960]		
FA2027	BFA3B21	1/2 BSPP	60 [15,9]		210 [3045]	30/210 [435/3045]	80 [1160]		1,96 [4,32]
FA2028	BFA3B35				350 [5075]	60/350 [870/5075]	135 [1960]		
Standard setting 350 bar [5075 PSI] **to 5 l/m** [1,32 USgpm]					**Standard setting 210 bar** [3045 PSI] **to 5 l/m** [1,32 USgpm]				

UPDATE. March 2023 (v.05)

Mineral oil: DIN 51524 ISO 6743/4 | Oil viscosity: 15 to 250 cSt 15-250 mm2/s | Oil temperature: -4ºF + 176ºF -20ºC +80ºC | Ambient temperature: -4ºF + 122ºF -20ºC +50ºC | Max contamination index with filter: 5 to 250 cSt 15-250 mm2/s | It is necessary a filter use to protect the valve (advised filtration 15 µm) | Max leakage: 0,25 cm3/min - 5 drops/min at 80% of the calibration pressure